



# LeapSpace

Nasıl Eriřim Sağlanır?

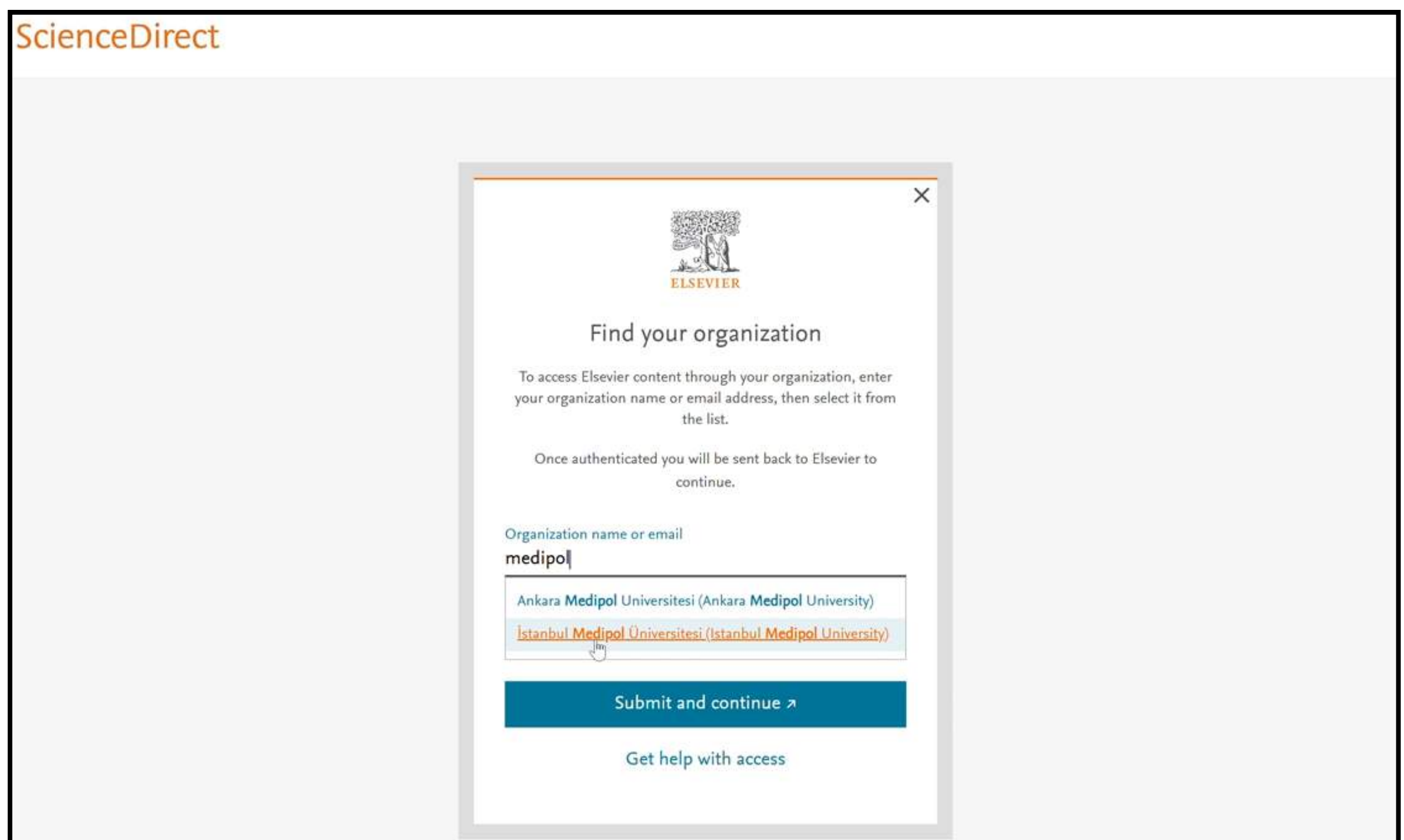
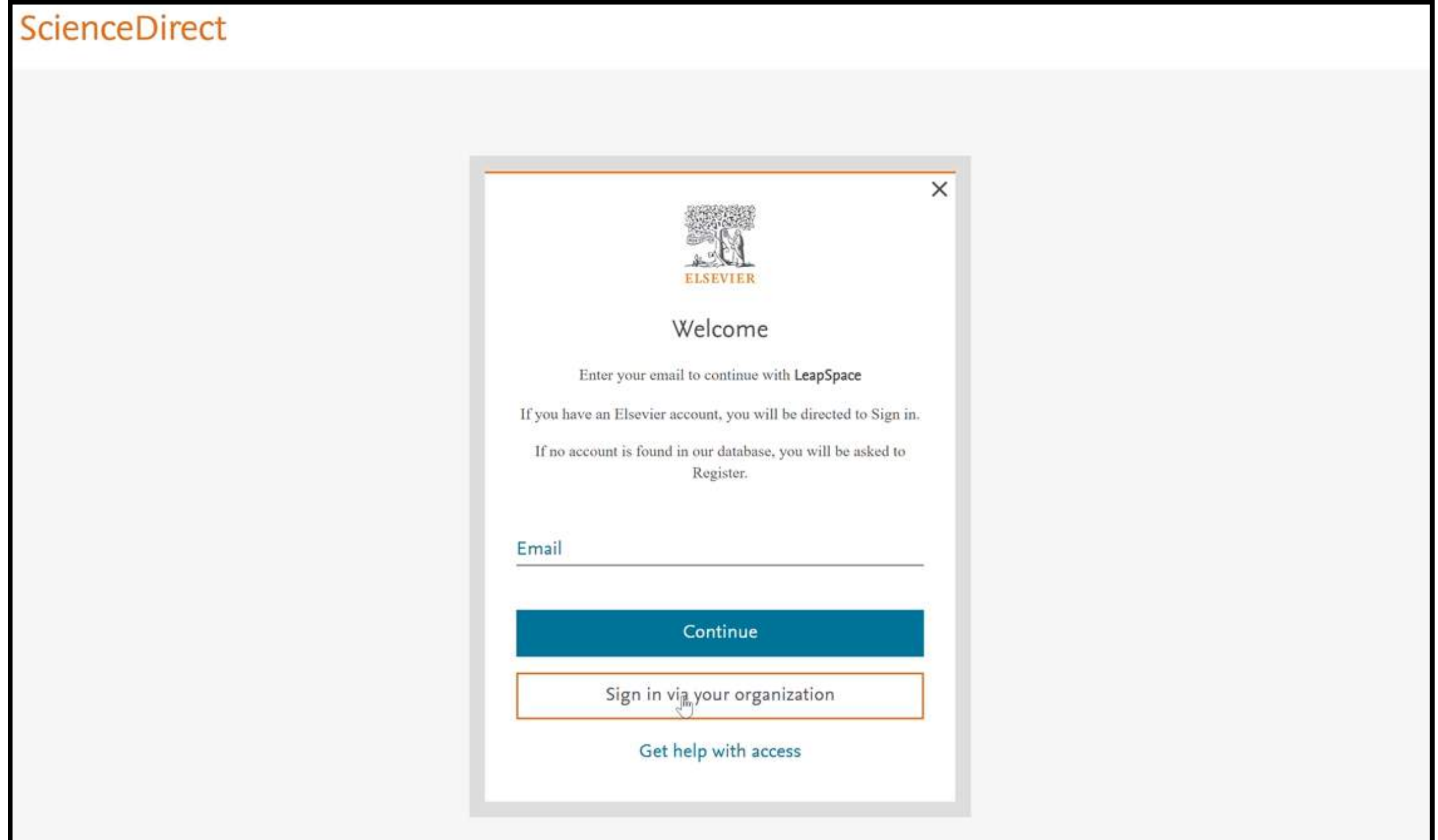


## LeapSpace Nedir?

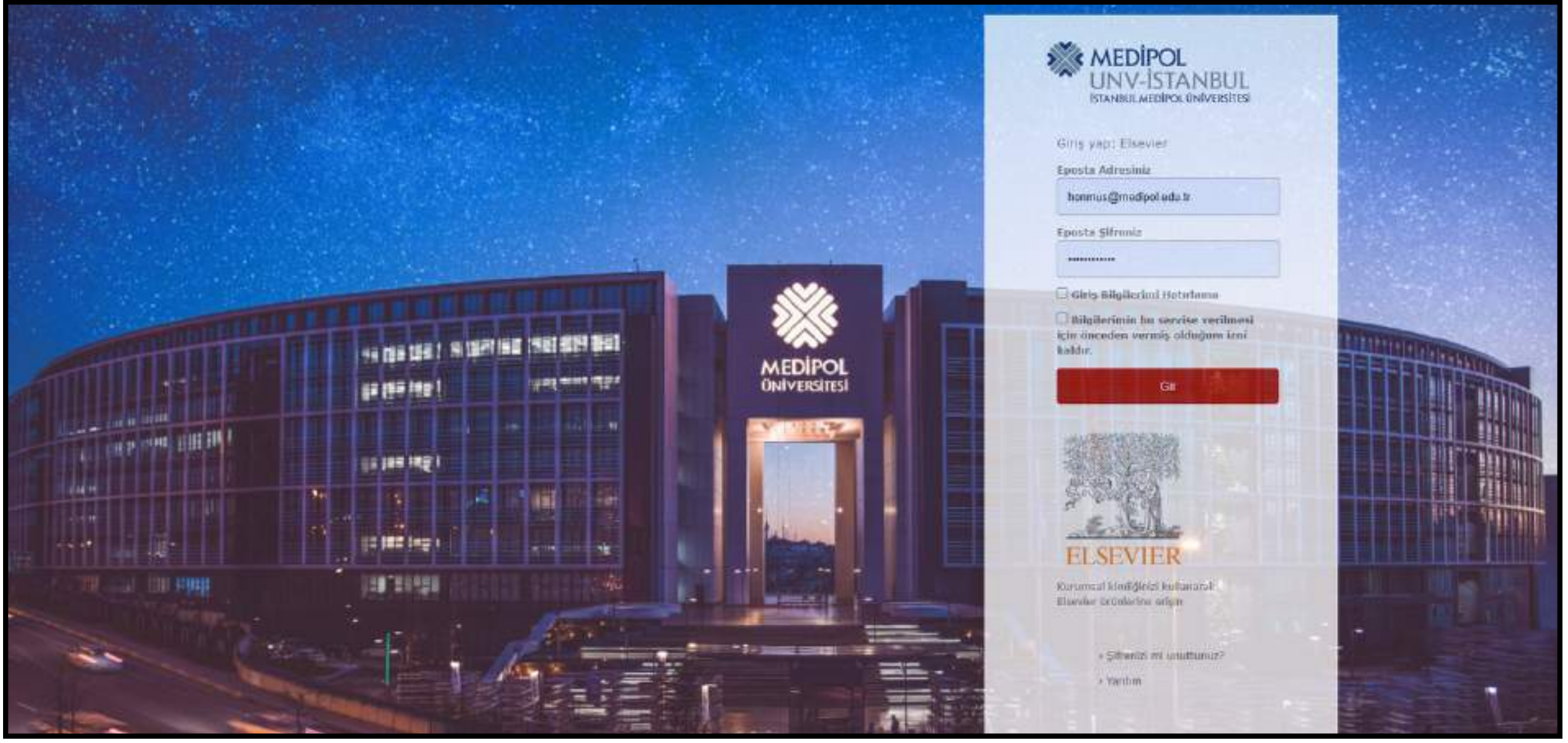
LeapSpace, arařtırmacıların bilimsel kaynakları analiz etmesine, literatür taraması yapmasına ve yapay zekâ desteęiyle arařtırma süreçlerini hızlandırmasına yardımcı olan AI destekli bir arařtırma çalışma alanıdır.

## Nasıl Eriřim Sağlanır?

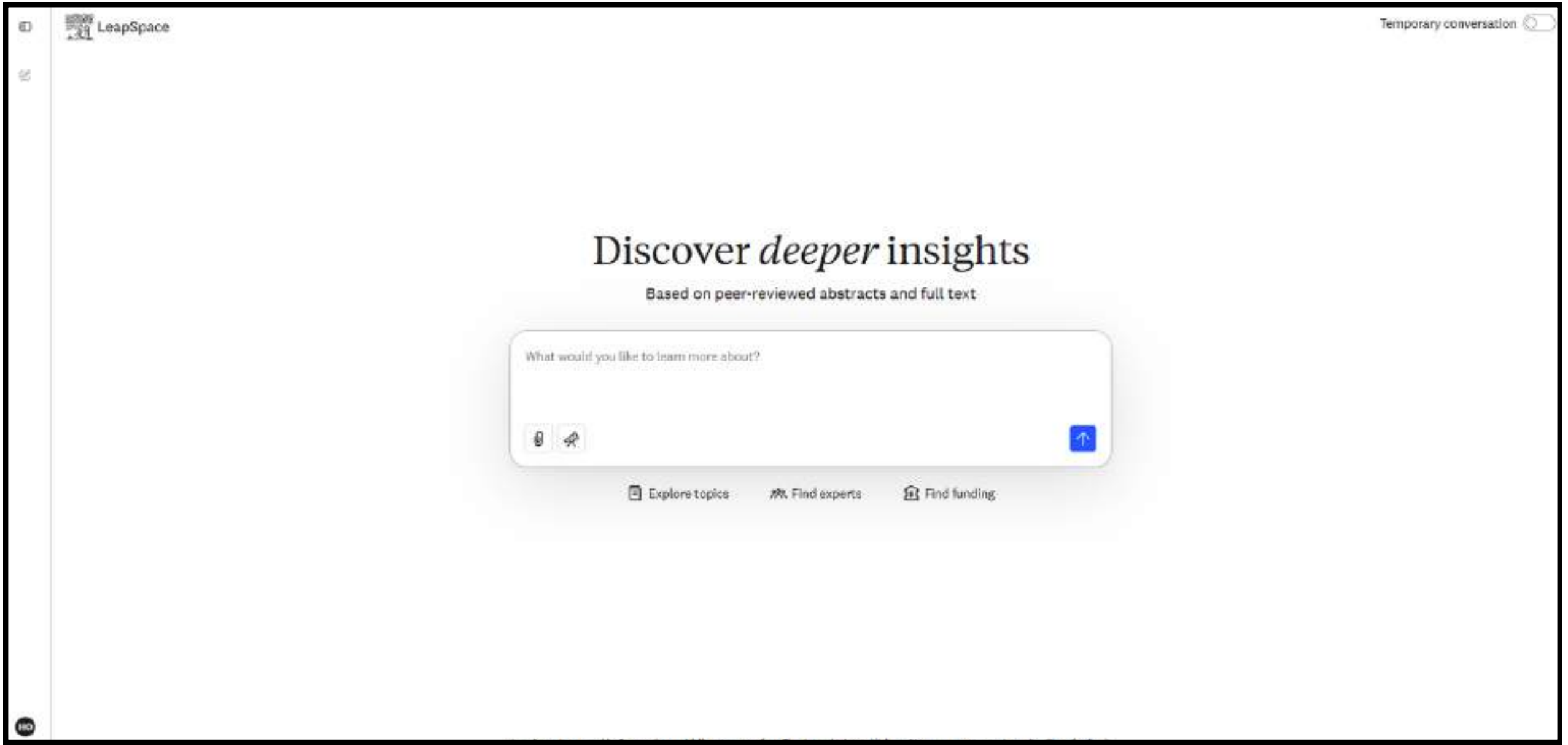
1. <https://www.sciencedirect.com/leapspace/> adresine girin ve "Sign in via your organization"a tıklayın. Çıkan ekrana kurum adını bulmak için "Medipol" yazıp "İstanbul Medipol Üniversitesi" seçeneęi ile devam edebilirsiniz.



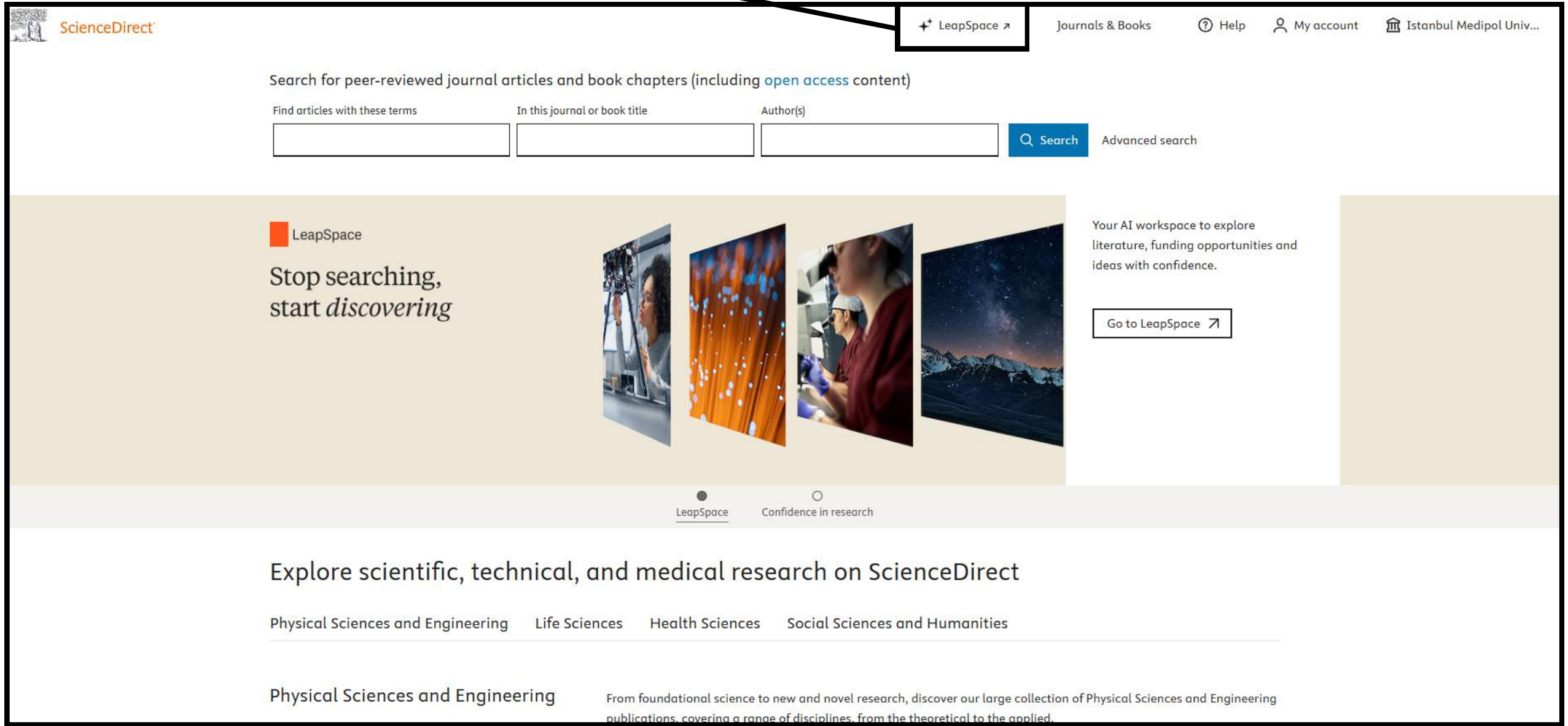
Gelen ekrandan Medipol uzantılı email adresinizi ve Mebis şifrenizi girin.



LeapSpace ana sayfasına bu yolla erişim sağlayabilirsiniz.

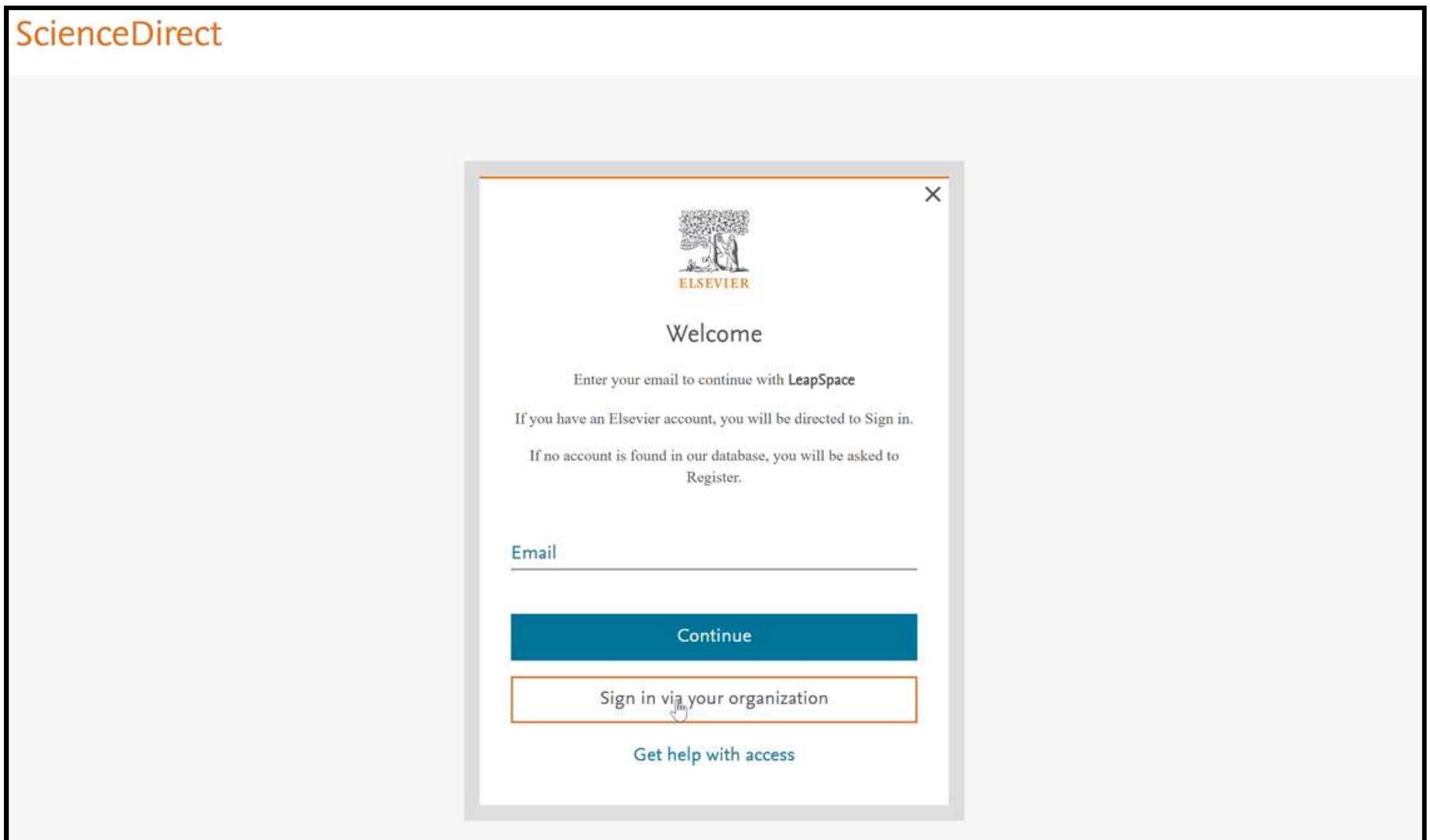


2. <https://www.sciencedirect.com> adresine girin. Sayfanın üst kısmında "LeapSpace"e tıklayın.




The screenshot shows the ScienceDirect website interface. At the top, there is a navigation bar with the ScienceDirect logo, a search bar, and links for Journals & Books, Help, My account, and Istanbul Medipol Univ... Below the navigation bar is a search section with the text "Search for peer-reviewed journal articles and book chapters (including open access content)". There are three input fields for "Find articles with these terms", "In this journal or book title", and "Author(s)", followed by a "Search" button and a link to "Advanced search". Below the search section is a large banner for LeapSpace with the text "Stop searching, start discovering" and a "Go to LeapSpace" button. The banner also features several images of researchers and a "Confidence in research" tagline. Below the banner, there is a section for "Explore scientific, technical, and medical research on ScienceDirect" with links for Physical Sciences and Engineering, Life Sciences, Health Sciences, and Social Sciences and Humanities. At the bottom, there is a section for "Physical Sciences and Engineering" with a description of the collection.

Çıkan ekrana kurum adını bulmak için "Medipol" yazıp "İstanbul Medipol Üniversitesi" seçeneği ile devam edebilirsiniz.



The screenshot shows the ScienceDirect website interface with a login modal window open. The modal window has the Elsevier logo and the text "Welcome". It asks the user to "Enter your email to continue with LeapSpace". Below this, it states: "If you have an Elsevier account, you will be directed to Sign in." and "If no account is found in our database, you will be asked to Register." There is an "Email" input field, a "Continue" button, a "Sign in via your organization" button, and a "Get help with access" link.



### Find your organization

To access Elsevier content through your organization, enter your organization name or email address, then select it from the list.

Once authenticated you will be sent back to Elsevier to continue.

Organization name or email  
**medipol**

- Ankara Medipol Universitesi (Ankara Medipol University)
- Istanbul Medipol Üniversitesi (Istanbul Medipol University)**

[Submit and continue ↗](#)

[Get help with access](#)

Gelen ekrandan Medipol uzantılı email adresinizi ve Mebis şifrenizi girin.



LeapSpace ana sayfasına bu yolla erişim sağlayabilirsiniz.

