



MEDİPOL
UNV-KTP

İSTANBUL MEDİPOL ÜNİVERSİTESİ
KÜTÜPHANESİ

BATES VISUAL GUIDE
KULLANIM KILAVUZU

İÇERİK

- Bates' Visual Guide to Physical Examination veri tabanı, klinisyenlerin pratik yapmalarına imkân sağlayan, fiziksel muayene tekniklerini de içeren ve insan vücudunu baştan aşağı inceleyen klinik videoları erişime sunmaktadır.
- Veri tabanında toplamda 8 saatten fazla video kaydı mevcuttur.
- Ayrıca tıp, hemşirelik, fiziksel / iş terapisi ve eczacılık programları içinde yer alan tıbbi kurslar içinde faydalı bilgiler içermektedir.

Arama motorundan
elibrary.medipol.edu.tr
adresine giriniz.

“medipol.edu.tr”
uzantılı mail adresiniz
ile üyelik oluşturduktan
sonra giriş yapınız.

The screenshot shows the Medipol University library website. The browser address bar shows 'elibrary.medipol.edu.tr/resources'. The user is logged in as 'Ezgi Yavaş EY' and has a 'oturumu kapat' button. The search bar contains 'bates'. Below the search bar, there are navigation tabs for 'BÜTÜN KAYNAKLAR', 'E-KITAPLAR', 'E-DERGILER', 'TIP', 'HUKUK', 'INTIHAL ENGELLEME', 'VIDEOLAR', 'AÇIK ERİŞİM', 'KATALOG', 'TÜM KAYNAKLARDA TARAMA', and 'DENEME'. A search result for 'Bates' Visual Guide to Physical Examination' is displayed, showing a 5-star rating and 49 total votes. A red arrow points from the search bar to a red box containing the text: 'Arama kutusu üzerinden Bates'i aratıp veri tabanını açınız.'

BATES' VISUAL GUIDE TO Physical Examination®

Home Bates' Physical Examination Videos

Eğer Bates hesabınız var ise buradan giriş yapabilir, hesabınız yoksa 'Sign In'e tıkladığınızda açılan pencereden 'Create Free Personal Account' bölümünden hesap oluşturabilirsiniz.

Sign In | Sign Out

Wolters Kluwer



Bates' Physical Examination Videos

Watch a full volume or view chapter-by-chapter:

- 1. Head-to-Toe Assessment: Adult >
- 2. Head-to-Toe Assessment: Infant >
- 3. Head-to-Toe Assessment: Child >
- 4. Head-to-Toe Assessment: Older Adult >
- 5. General Survey and Vital Signs >
- 6. Skin >
- 7. Head, Eyes, and Ears >
- 8. Nose, Mouth, and Neck >
- 9. Thorax and Lungs >
- 10. Cardiovascular System >

Create Free Personal Account

Register and sign in with a free personal account to access Bates' Visual Guide outside of your institution's IP for 90 days.

OSCE Clinical Skills Videos

Prepare for the OSCEs by observing a patient encounter and practicing your clinical reasoning skills.



OSCE 1: Chest Pain (12:42)
A 50-year-old male patient presents with chest pain.



OSCE 2: Abdominal Pain (12:42)
A 64-year-old stockbroker presents with pain in the upper part of the abdomen, which has spread to the back.



OSCE 3: Sore Throat (15:08)
A 17-year-old high school student presents with a complaint of a sore throat, aches, and fatigue.

Sign In

[Sign In](#) [Cancel](#)

[Forgot password?](#)

Register and sign in with a free personal account to access Bates' Visual Guide outside of your institution's IP for 90 days.

[Create Free Personal Account](#)



Lippincott Discovery

Search Across Your Collections!



English



ISTANBUL MEDIPOL UNIVERSITY



Sign In



Sign Out

BATES' VISUAL GUIDE TO Physical Examination®

Search.....

SEARCH



Wolters Kluwer



Bates' Physical Examination Videos ▾

OSCE Clinical Skills Videos

About

Ana sayfada yer alan Bates fiziksel muayene videolarını ya da OSCE klinik beceri videolarını seçebilirsiniz.

Anahtar kelimeler kullanarak arama kutucuğu yardımıyla araştırma yapabilirsiniz.



Bates' Physical Examination Videos

Watch a full volume or view chapter-by-chapter.

1. Head-to-Toe Assessment: Adult >
2. Head-to-Toe Assessment: Infant >
3. Head-to-Toe Assessment: Child >
4. Head-to-Toe Assessment: Older Adult >
5. General Survey and Vital Signs >
6. Skin >
7. Head, Eyes, and Ears >
8. Nose, Mouth, and Neck >
9. Thorax and Lungs >
10. Cardiovascular System >

Create Free Account

Register and sign in with a free personal account to access Bates' Visual Guide outside of your institution's IP for 90 days.

OSCE Clinical Skills Videos

Prepare for the OSCEs by observing a patient encounter and practicing your clinical reasoning skills.



OSCE 1: Chest Pain (14:33)

A 50-year-old school counselor presents with a complaint of sharp chest pains over the prior 2 weeks.



OSCE 2: Abdominal Pain (12:42)

A 64-year-old stockbroker presents with pain in the upper part of the abdomen, which has spread to the back.



OSCE 3: Sore Throat (15:08)

A 17-year-old high school student presents with a complaint of a sore throat, aches, and fatigue.



Bates fiziksel muayene videoları açılır penceresinden incelemek istediğiniz anatomik yapıyı seçerek ilgili videolara ulaşabilirsiniz.

BATES' VISUAL GUIDE TO Physical Examination®



Bates' Physical Examination Videos ▾

OSCE Clinical Skills Videos

About

1. Head-to-Toe Assessment: Adult

2. Head-to-Toe Assessment: Infant

3. Head-to-Toe Assessment: Child

4. Head-to-Toe Assessment: Older Adult

5. General Survey and Vital Signs

6. Skin

7. Head, Eyes, and Ears

8. Nose, Mouth, and Neck

9. Thorax and Lungs

10. Cardiovascular System

11. Peripheral Vascular System

12. Breasts and Axillae

13. Abdomen

14. Male Genitalia, Rectum, Anus, and Prostate

15. Female Genitalia, Anus, and Rectum

16. Musculoskeletal System

17. Nervous System: Cranial Nerves and Motor System

18. Nervous System: Sensory System and Reflexes

Bate

Watch a

1. He

2. He

3. Head-to-Toe Assessment: Child >

4. Head-to-Toe Assessment: Older Adult >

5. General Survey and Vital Signs >

6. Skin >

Account

Free personal account to access
of your institution's IP for 90 days.

Videos

g a patient encounter and practicing

OSCE 1: Chest Pain (14:33)

A 50-year-old school counselor presents with a complaint of sharp chest pains over the prior 2 weeks.

OSCE 2: Abdominal Pain (12:42)

A 64-year-old stockbroker presents with pain in the upper part of the abdomen, which has spread to the back.



BATES' VISUAL GUIDE TO Physical Examination®

Search.....

SEARCH



Bates' Physical Examination Videos ▾

OSCE Clinical Skills Videos

About

Bates' Physical Examination Videos

Watch a full volume or view chapter-by-chapter.

VOLUMES

1. Head-to-Toe Assessment: Adult
2. Head-to-Toe Assessment: Infant
3. Head-to-Toe Assessment: Child
4. Head-to-Toe Assessment: Older Adult
5. General Survey and Vital Signs
- 6. Skin**
7. Head, Eyes, and Ears
8. Nose, Mouth, and Neck

VOLUME 6. SKIN

▶ Play All (12:57)

'Play All' a tıklayarak videoların hepsini oynatabilir ya da izlemek istediğiniz videoyu seçebilirsiniz.

Seçtiğiniz anatomik yapı ile ilgili sonuçları burada görebilirsiniz.

11. Peripheral Vascular System
12. Breasts and Axillae
13. Abdomen
14. Male Genitalia, Rectum, Anus, and Prostate
15. Female Genitalia, Anus, and Rectum
16. Musculoskeletal System



6.1. Introduction (0:45)



6.2. Health History (0:54)



6.3. Anatomy Review—Skin, Hair, and Nails (4:18)



6.4. Examining the Skin (5:41)



6.5. Examining Hair and Nails (0:26)



6.6. Recording Your Findings (0:55)

BATES' VISUAL GUIDE TO Physical Examination®

Search.....

SEARCH

Wolters Kluwer



Bates' Physical Examination Videos ▾

OSCE Clinical Skills Videos

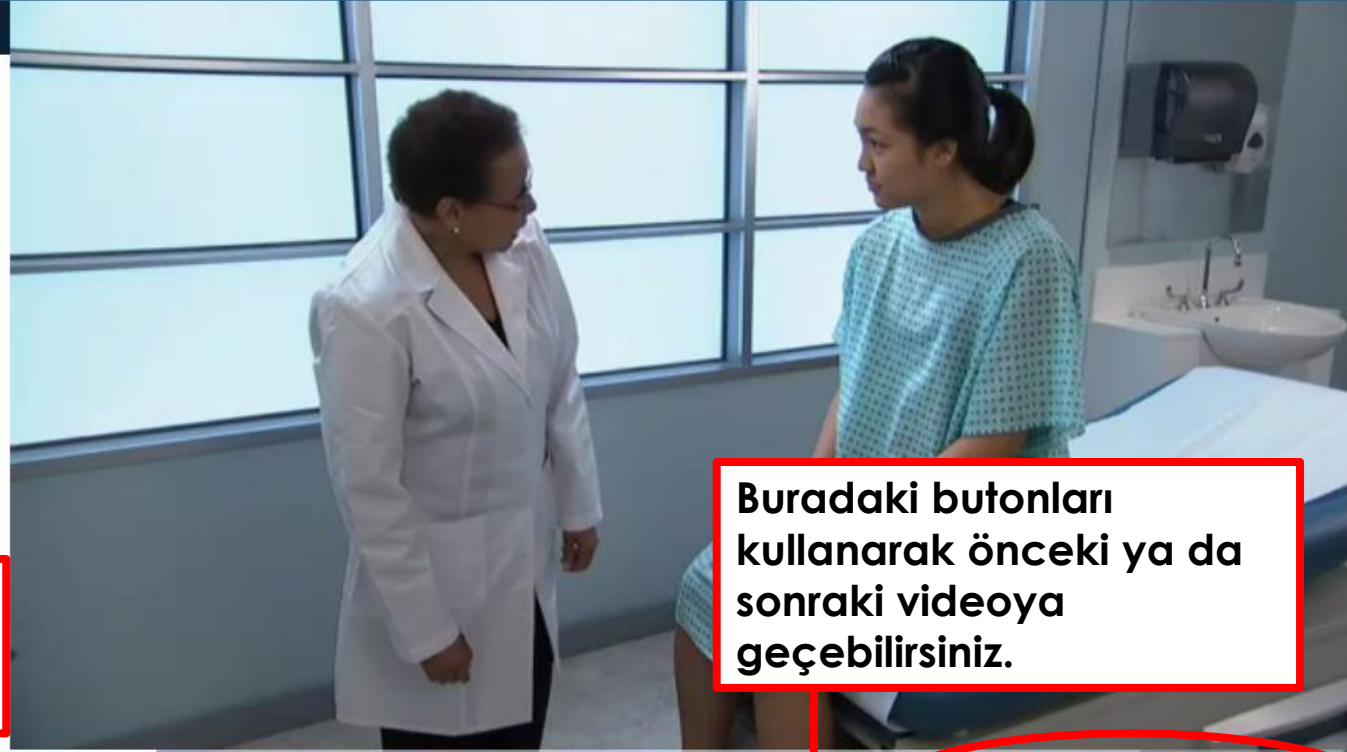
About

6.4. Examining the Skin

Email

Color

- Cyanosis
- Jaundice
- Moisture
- Temperature
- Texture
- Mobility and turgor
- Lesions
- ABCDE method
- Carcinoma
- Techniques for self-examination



Buradan video içerisindeki bölümleri seçerek ilgilendiğiniz bölümü izleyebilirsiniz.

Buradaki butonları kullanarak önceki ya da sonraki videoya geçebilirsiniz.

See Also: [examination of skin](#) [skin](#)

PREVIOUS VIDEO

NEXT VIDEO

Up Next: 6.5. Examining Hair and Nails

BATES' VISUAL GUIDE TO Physical Examination®

Search.....



Bates' Physical Examination Videos ▾

OSCE Clinical Skills V

Sign In | Sign Out

Wolters Kluwer

Videonun sağ üst köşesindeki 'Email' butonuna tıklarsanız izlediğiniz videonun erişim linki size ve e-mail adresini yazdığınız 5 alıcıya, en fazla 10 kere tıklanmak üzere gönderilir. Gönderilen link 5 gün kullanılabilir.

Email a link to this video

6.4. Examining the Skin

We will email a link to your recipient(s) that is accessible for the next 5 days (and can be clicked on 10 times maximum).

Your Name:

Your Name:

Your Email:

Your Email:

Recipient's Email:

Recipient's Email:

Limited to 5 recipients. Separate multiple addresses with commas.

Message

(optional)

Message

Submit

Cancel

Email

See Also: [examination of skin](#) [skin](#)

PREVIOUS VIDEO

NEXT VIDEO

Up Next: 6.5. Examining Hair and Nails



BATES' VISUAL GUIDE TO Physical Examination®

Search_____

SEARCH



Bates' Physical Examination Videos ▾

OSCE Clinical Skills Videos

About

OSCE Clinical Skills Videos

The following videos are designed to help you prepare for Objective Structured Clinical Examinations, or OSCEs, by testing your clinical reasoning skills. In each video you will observe a clinical encounter and be given the opportunity to develop an assessment, or differential diagnosis, and provide an appropriate diagnostic workup.



OSCE 1: Chest Pain (14:33)

A 50-year-old school counselor presents with a complaint of sharp chest pains over the prior 2 weeks.

OSCE Klinik beceri videoları Objektif Yapılandırılmış Klinik Sınavlara (OSCE) hazırlanmanıza yardımcı olacak şekilde tasarlanmıştır.



OSCE 3: Sore Throat (15:08)

A 17-year-old high school student presents with a complaint of a sore throat, aches, and fatigue.



OSCE 4: Knee Pain (17:44)

A 45-year-old teacher presents with pain in the left knee, which makes it difficult to walk.



OSCE 5: Cough (16:29)

A 45-year-old dispute mediator presents with a complaint of a cough that has lasted for over 1 week.



OSCE 6: Vomit (24:21)

A 10-year-old child presents with a complaint of vomiting for the past day.



BATES' VISUAL GUIDE TO Physical Examination®

Search.....

SEARCH



Wolters Kluwer



Bates' Physical Examination Videos ▾

OSCE Clinical Skills Videos

About

OSCE 1: Chest Pain



Email



Transcript

Health History

Physical Examination

Diagnostic Considerations

Diagnostic Workup

Summary



0:00 / 14:31

See Also: [chest](#) [chest pain](#) [pain](#)

NEXT VIDEO

Up Next: OSCE 2: Abdominal Pain

Sayfanın sol alt köşesinde yer alan anahtar kelimeler yardımıyla izlediğiniz video ile bağlantılı konuları içeren diğer videolara erişebilirsiniz.

Videonun sağ üst köşesinde yer alan 'Transkript' butonuna basarak videonun transkriptini pdf formatında bilgisayarınıza indirebilirsiniz.

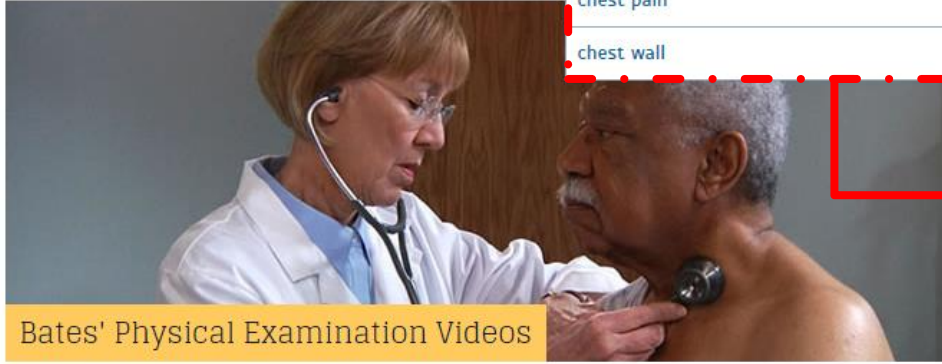


BATES' VISUAL GUIDE TO Physical Examination®

SEARCH



Bates' Physical Examination Videos ▾



Bates' Physical Examination Videos

Watch a full volume or view chapter-by-chapter.

1. Head-to-Toe Assessment: Adult >
2. Head-to-Toe Assessment: Infant >
3. Head-to-Toe Assessment: Child >
4. Head-to-Toe Assessment: Older Adult >
5. General Survey and Vital Signs >
6. Skin >
7. Head, Eyes, and Ears >
8. Nose, Mouth, and Neck >
9. Thorax and Lungs >
10. Cardiovascular System >
11. Peripheral Vascular System >

chest

chest expansion

chest pain

chest wall

Register and sign in with your Lippincott account to access all the content in Bates' Visual Guide online.

OSCE Clinical Skills

Prepare for the OSCEs by observing a patient encounter and practicing your clinical reasoning skills.



OSCE 1: Chest Pain (14:33)

A 50-year-old school counselor presents with a complaint of sharp chest pains over the prior 2 weeks.



OSCE 2: Abdominal Pain (12:42)

A 64-year-old stockbroker presents with pain in the upper part of the abdomen, which has spread to the back.



OSCE 3: Sore Throat (15:08)

A 17-year-old high school student presents with a complaint of a sore throat, aches, and fatigue.

Anahtar kelime yardımıyla arama kutucuğu üzerinde arama yaparken yazdığınız kelime ile ilgili konuları açılan sayfadan seçebilir ya da kendi yazdığınız kelime ile arama işleminize devam edebilirsiniz.



BATES' VISUAL GUIDE TO Physical Examination®


Search.....

SEARCH

[Bates' Physical Examination Videos](#) ▾[OSCE Clinical Skills Videos](#)[About](#)

Results for:

chest

[All \(30\)](#) [Bates' Physical Examination Videos \(29\)](#) [OSCE Clinical Skills Videos \(1\)](#)[OSCE Clinical Skills Videos >](#)
[OSCE 1: Chest Pain \(14:33\)](#)[Bates' Physical Examination Videos > 1. Head-to-Toe Assessment: Adult >](#)
[1.11. Anterior Thorax and Lungs \(0:55\)](#)[Bates' Physical Examination Videos > 1. Head-to-Toe Assessment: Adult >](#)
[Entire Volume - Head-to-Toe Assessment: Adult \(24:56\)](#)[Bates' Physical Examination Videos > 9. Thorax and Lungs >](#)
[9.5. Examining the Anterior Thorax \(3:09\)](#)[Bates' Physical Examination Videos > 4. Head-to-Toe Assessment: Older Adult >](#)
[Entire Volume - Head-to-Toe Assessment: Older Adult \(24:47\)](#)

Arama sonuçlarınızı burada görebilirsiniz. İzlemek istediğiniz video türünü seçip araştırmaya devam edebilirsiniz.



MEDİPOL
UNV-KTP

İSTANBUL MEDİPOL ÜNİVERSİTESİ
KÜTÜPHANESİ

TEŞEKKÜRLER.

Sorularınız için:

kutuphane@medipol.edu.tr

adresine mail atabilirsiniz.